



# *Back to the Basics*



## Driving Instructor Clinic

Porsche Club of America  
Rocky Mountain Region / Alpine Mountain Region

March 25, 2017





# *Back to the Basics*

## AGENDA

- Welcome & Updates

BREAK

- Back to the Basics

BREAK

- Break-out groups
- Break-out recap

# Chief Driving Instructor (CDI) Committees



## RMR

Dan Carlson, Lead CDI

- Doug Bartlett
- Vicki Earnshaw
- Cecil Morris
- Joe Bank
- Brian Leary

Chris Sulley

Hap Henderson

Dave Stribling

Tommy Dean

Scott Henderson



## AMR

Mark Stolberg, Lead CDI

- Robert Yen

Jeremy Vreeman



# A Suggestion...

Develop Presidential Limo Driving Skills





Another  
Suggestion...

**Ross Bentley's**

**“Brake, Brake, BRAKE! — The Instructor's Manifesto”**

<http://hpde-instructor-tips.com>



# Welcome

Instructor Transfers  
from Other Regions

- **Bill Sisco**
- **John Kenworthy**



## RMR Driving Instructor Candidates

- Mike Busse                      - Mike Chott
- Vicki Cox-Jones               - Gary Ferrera
- Brian Lay                        - Mark Perry
- Jason Woods                   - Chris McIntire

### **2016 Instructor Candidates that will complete track “role-playing” certification**

- Jon Barr                         - Brian Pesch



## AMR Driving Instructor Candidates

- **Jeffrey Estein**
- **Justine Estein**
- **Rich Gan**
- **Ozzie Hoeme**
- **Gary Muller**
- **Chad Tidwell**





# Royalty & Special Guests



Special thanks to our host!

Tommy Dean

!!!!!!!



Last but not least

THANK YOU

!!!!!!!



## Ongoing Themes

Raise the Bar!

Take charge in the car!

Control your student!

*It's all about safety.*



# GOALS FOR 2017

- **Increase membership awareness and participation**
- **Provide enough instructors for the projected increase in novice drivers**
- **Continue to increase the quality of the “DE” experience**
- **Increase instructor participation**
- **Continued additional focus on Blue / Brown run groups**
- **Re-engage “seasoned” drivers that no longer participate**
- **Increase support for AMR events**



# 2017 Initiatives

## Increased Membership Awareness and Participation

- **Website Refresh – Scott Rogers**
  - DE Page
  - Instructor Page
  - “Hidden” CDI Page
  - Beginners Corner
  - Car Numbers
  - Colorado Tracks
  - Autocross
- **Promotion**
  - High*GEAR* Magazine
  - New Member Orientation
  - Breakfast Club – Helga’s Tour to May DE
  - “DE 101” 3R Racing - April 1 (Brian Leary & Scott Henderson)



What this means...

INSTRUCTOR TURNOUT IS  
MORE CRITICAL THAN EVER!

*YOUR COMMITMENT IS NEEDED!*



# 2017 DE Schedule

## **Drivers Education (DEs) – RMR**

- May 6-7 HPR
- June 17-18 HPR Club Race / Advanced DE
- July 15-16 HPR
- July 29 CSP Track-Ladies Day
- Sep 9-10 HPR
- October 7-8 HPR

## **Drivers Education (DEs) – AMR**

- April 8-9 La Junta
- April 22-23 PPIR
- May 20 Ladies' Day @ Pueblo
- June 11 Aspen Racing Club
- August 19-20 Pueblo
- Sep 30-Oct 1 Pueblo





# 2017 Schedule

Continued

## **Autocross**

- April 29-30 RMR School & Auto X – FRA
- August 6 AMR PPIR
- August 19 RMR FRA
- October 28 RMR FRA

## **Other: Pikes Peak Hill Climb**

- June 25



# Run Group Options for an Event

- Depends on number of drivers / the “mix” of experience
- Maximizing track time continues to be a priority
- **4 Run Groups**
  - Black, Orange, Blue and Green
  - Orange (Black combined with Orange), Brown, Blue & Green
- **5 Run Groups**
  - Black, Orange, Brown, Blue and Green
- **3 Run Groups**
  - Discontinued but may combine run groups at day's end



# 2017 Initiatives

## CDI Sign-off for Driver "Solo" or Advancement

- **Procedure**
  - **Make your recommendation to CDI**
    - The usual - awareness, experience, line, technique, etc.
    - Will they keep up?
  - **CDI will set up an on-track evaluation drive & advise Control/Grid**
    - It will be a sign-off / not an instructional ride
- **Is this Permanent?**
  - Run group assignment?
  - Going "solo?"
- **What about allowing a student to go "solo" for the last session?**



# 2017 Initiatives

- **Take students for an instructional ride in your car when appropriate**
- **Procedure**
  - Request permission from CDI  
(CDI advises Control / Grid)
- **Join current run group or the one higher up**  
(not Expanded Passing groups)
- **Instructional laps – not a time to show-off!**



# 2017 Initiatives

## Instructor Evaluation of Student Form

[www.drivingevals.com](http://www.drivingevals.com)  
[Motorsport.reg](http://Motorsport.reg)

**Instructor's SLIP Evaluation of Student**
www.drivingevals.com

❶ Use these forms to take notes at the track.  
 ❷ Refer to your Skill Level Instruction Program reference card for specific criteria.  
 ❸ Don't turn them in. Keep them.  
 ❹ Submit them on-line at [www.drivingevals.com](http://www.drivingevals.com)

Your student \_\_\_\_\_
Student run group \_\_\_\_\_

Student Attitude	Good					Exc
	1	2	3	4	5	
Accepts instruction and wants to learn						
Has concentration for perf. driving						
Relaxes while driving						
Prepared car well for track driving						
Comfortable riding with student?						

Track Awareness	Good					Exc
	1	2	3	4	5	
Proper pit in and pit out procedures						
Use of mirrors						
Gives and takes good point-bys						
Aware of flaggers and road conditions						
Drives within limits of car and self						

Skills	Skill Level	Skill Level																								
		L1			L2		L3		L4		L5		L6		7											
		Nov	L	Int	U	Int	Expr	Adv	Expr	Adv	Expr	Adv	Expr	Adv	Expr											
Score	1	2	3	4	5	6	7	8	9	10	11	12	13													
Looks ahead / widescreen vision																										
Situational awareness																										
Knows & drives the line																										
Brakes at proper time & intensity																										
Apexes tightly & consistently																										
Uses track width																										
Corner balance & throttle steering																										
Makes smooth up & down shifts (N/A for auto/SMG)																										
Throttle																										
Steering																										
Consistent lap-to-lap																										
Pace																										
Poise																										
Understanding / self-diagnosis																										
Student's overall performance																										

Summary	Yes
Signed off to solo	
Instructor candidate	
Recommend as peer mentor	
Run group future. At a future event with 5 student run groups, what would be ideal for this student?	

Car. Comments and recommendations

Logbook. Suggestions to help this student advance in high-performance driving

Confidential Logbook. Shared only with other instructors and event organizers



Other side of the  
coin...



# 2017 Initiatives

## Student Evaluation of Instructor Form

[www.drivingevals.com](http://www.drivingevals.com)  
[Motorsport.reg](http://Motorsport.reg)

**Student's Evaluation of Instructor**
www.drivingevals.com

❶ Use this form to take notes at the track.  
 ❷ Don't turn it in. Keep it.  
 ❸ Submit it on-line at [www.drivingevals.com](http://www.drivingevals.com)

Your instructor \_\_\_\_\_ Your run group \_\_\_\_\_

Instructor	So So		Good		Exc	
	1	2	3	4	5	
Arrived on time						
Was professional and polite						
Made you feel comfortable						
Adapted to your needs						
Helped you set goals						
Helped you achieve your goals						
Teaching skills						
Technical knowledge (if known)						
Educational value of instr. ride, if any						
Made you comfortable during ride						
Instructors <b>overall</b> rating						
Would you prefer more or less talk?		Less		OK		More
Would you like this instructor again?		No				Yes
Did you use an in-car communicator?		No				Yes

Your on-track experience	So So		Good		Exc	
	1	2	3	4	5	
Focus on safety						
Taught track procedures						
Taught passing etiquette						
Taught the line (and variations)						
Taught you to look ahead						
Taught you to anticipate problems						
Clear and effective communication						
Could hear and be heard clearly						
Received positive reinforcement						
Given feedback and/or assignment after sessions						
Advanced drivers: Taught advanced track-specific knowledge and skills						

Feedback and suggestions for your instructor

Classroom	So So		Good		Exc	
	1	2	3	4	5	
Portinence of classroom material						
Newness and freshness of material						
Effectiveness of classroom instructor						
Class scheduling throughout the day						
Classroom's <b>overall</b> rating						


Comments about the classroom experience

Overall Event Experience	So So		Good		Exc	
	1	2	3	4	5	
Focus on event safety						
Focus on education and learning						
Focus on having fun						
Professionalism of organizers						
Timeliness and adherence to schedule						
Quality of track time						
Amount of track time						
Quality of flagging						
Event value for the cost						
Driving school's <b>overall</b> rating						
Want more events per year at this track?						Yes

Comments about the driving school, including suggestions, what you liked, and what you disliked



While we're talking  
about evaluating  
Instructors...







## My Pet Peeves...

- **You show up late or don't show up at all!**
- **You graduate a student "early."**
- **LINES! It's the instructor's fault for "trains," not the student's!**
- **You rarely come out to instruct.**



# Coming Attractions

- **HPR suggested paddock parking-by-run group will be continued**
- **Walk the track**
- **Car Tech Day – The Basics**
- **Data Acquisition Workshop**
- **INSTRUCTOR*Insights* eBlasts**
  - **more instructional**



## Coming Attractions

# **"DE Track Introduction Ride"**

**An update of**

**"Taste of the Track"**



# AMR Update



DE Concept - 09 color

# BREAK





# *Back to the Basics*

*A dialogue...*



# Back to the Basics

## Why?

- **Porsches are getting faster!**
- **Pueblo DE - Car Contact**
- **HPR – Turn 4**
  - Brake Failure
    - Brian Leary's student
    - December Open Track Day
  - My student's slide into Turn 5 barrier
- **Introduction of [drivingevals.com](http://drivingevals.com) – want you to shine!**
- **Most recently, this happened...**

# 2 die in fiery crash at SpeedVegas racetrack

The Las Vegas Review-Journal

February, 2017



**What we do  
is serious  
business...**

*“Two men died after a car crash and fire at the SpeedVegas racetrack.*

*The car’s driver and instructor were killed.”*





# The 3 Minute Interview

- **Put yourself in your student's shoes**
- **Instructor Checklist**
  - Introductions / social
  - Car check & safety discussion (brake fluid!)
  - Goals / concerns
  - Keep it simple
  - Questions ???
  - Let's have some fun!



# Novice Classroom Sessions

Scott Henderson



# Advanced Student Classroom Sessions

Dan and Scott



# Advanced Drivers Classroom Debrief

- **INTRODUCTIONS**
  - **Car Number - Car - Name**  
(Example: #3, Red '86 951, Dan Carlson)
- **ANY ISSUES ON THE TRACK SO FAR?**
- **WHAT ARE YOU STRUGGLING WITH?**
- **WHAT DO YOU WANT TO TALK ABOUT?**



# Advanced Drivers Classroom Debrief

- POSSIBLE TOPICS
  - **Negotiating the Turns**
    - Which ones do you want to discuss?
    - How to approach taking a turn better - discussion
  - **A car is off the track ahead of you – what are you thinking?**
  - **Car Balance**
  - **Hands – 9 & 3 “Soft”**
  - **Braking Technique**
  - **Everything about Tires**
  - **Driving Notes - Tracking Your Turns, Sessions, and Day**
    - Use of “Feedback Forms
  - **Other**



Reminder...

**At least 3 positives for  
every negative comment**

**! Cheerleader !**



Reminder...

**Ask for feedback after  
each track session**



# Reminder...

## Hand Signals

### Left Hand – Car Center

- **Braking** closed fist
- **Trail-braking** slowly opening closed fist
- **Shadow steering**
- **Move car position** motion left / motion right
- **Accelerate** forward hand motion
- **Awareness of car behind you** tap mirror
- **Others?**





# Reminder...

## Flags


**Yellow Flag** Hazard ahead - proceed with caution.

**Standing Yellow (held still)** Exercise a large degree of caution but continue to move on the track. The flag is displayed in this manner if there is a hazard that drivers have seen before but continues such as a car stopped ahead but off of the track.

**Waving** – Exercise even more caution but keep moving. For example, a car has stalled on the track or is off the track in a hazardous location.



Reminder...  
Flags




**Passing Flag**

**Will have in Start-Finish Tower**



# Reminder...

## Flags



**Black Flag** – The black flag may be displayed open or furled; it signifies something is wrong with the car, the driver has violated track etiquette, or for some other reason, the starter wants to see the driver in the pits.

The driver is to **slow down**, finish the lap, and enter the pits – stop at “black flag station.”




# Reminder...

## Flags

### Red Flag

The red flag is serious!



It means there is an obstruction of traffic on the track and the situation is hazardous, such as fire or possible injury.

The driver should stop on the track as soon as safely possible, watching for other traffic in his/her rear view mirror. He/she should move to the shoulder or off the track if possible rather than stop in the middle.



"NANNIES"

- Rule of thumb...
  - **DO NOT TURN ANYTHING OFF!**
- PDK: Use Auto Gear Select
- ~~Normal~~ vs. **Sport** vs. **Sport Plus**
- PASM in normal position
- PSM on



DE Concept - 09 color

# BREAK





# Break-out Session





## Break-out Session Discussion Topics

- Have you experienced any “close calls?” How did you handle it?
- A car is off of the track in front of you. What are you thinking? What do you do?
- What is your one “pearl” that works well to communicate with students?
- Share a lesson learned last year.
- Tips for instructing aggressive students
- Talk about the art of instructing advanced students.
- How do you instruct taking a turn more effectively?
- Discuss two challenging turns at HPR, Pueblo, and PPIR – you pick ‘em!
- Share one of your best instructing tips.
- What are qualities of a good critiquing discussion with your student?
- What can RMR/AMR do to improve your potential as an instructor?
- Suggestions to improve our DE and autocross programs
- Pick a topic – you name it.





# Break-out Session

## Recap



## My Lesson's Learned

Turn #4 – HPR

- Stay off of the apex berm!!

Other

- When instructing in a faster car...

***Take “baby steps”***

- Safety – extremely slick mud after rain / snow

***Stay on the track at all costs!***



# WRAP UP

Remember to...

- SET THE EXAMPLE!
  - **Every student remembers their first instructor.**
  - **They look up to you and are watching you!**
- IT'S OUR JOB AS INSTRUCTORS TO...
  - **Mentor**
  - **Encourage students to “move up the ladder”**
    - ➡ **higher run group ➡ solo ➡ instructor ➡ club race**
  - **Be good representatives of our clubs (“sales people”)**



THANK YOU

!!!!!!



Have a Terrific Track Season!  
*EXCEL - Make a Difference!*

